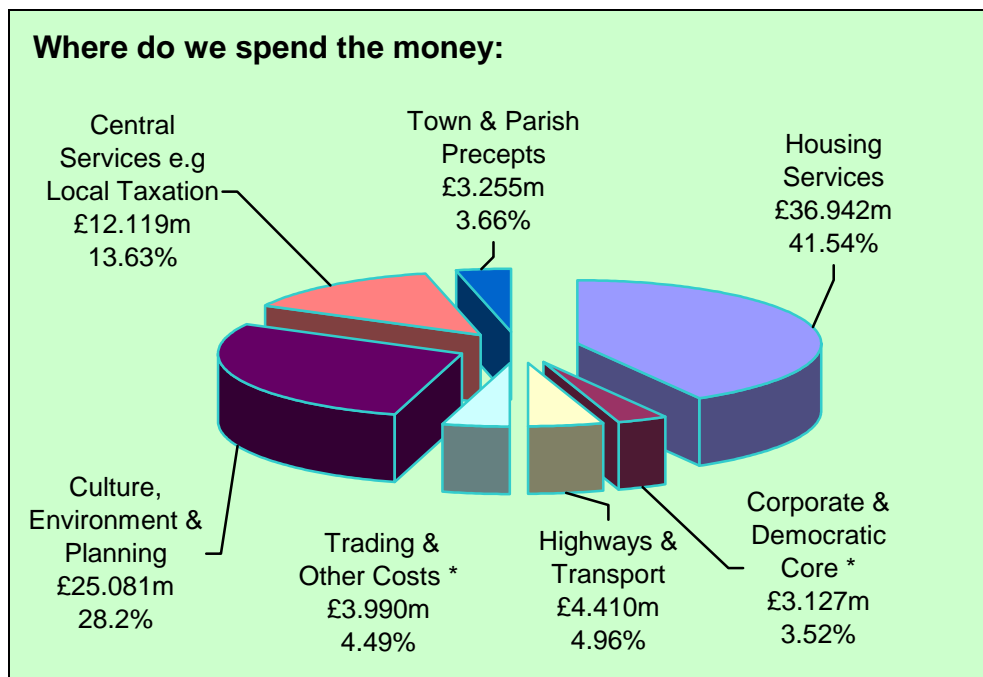


Where the money goes:

We spent **£88.924 million** on running services. These costs are included in our revenue account, which shows the costs incurred between 1st April 2008 and 31st March 2009 and is summarised in the adjacent chart.

The revenue costs are those associated with the day-to-day spending of the Council e.g. staff salaries, buildings maintenance and electricity. This is different to capital costs, which are detailed on the next page.

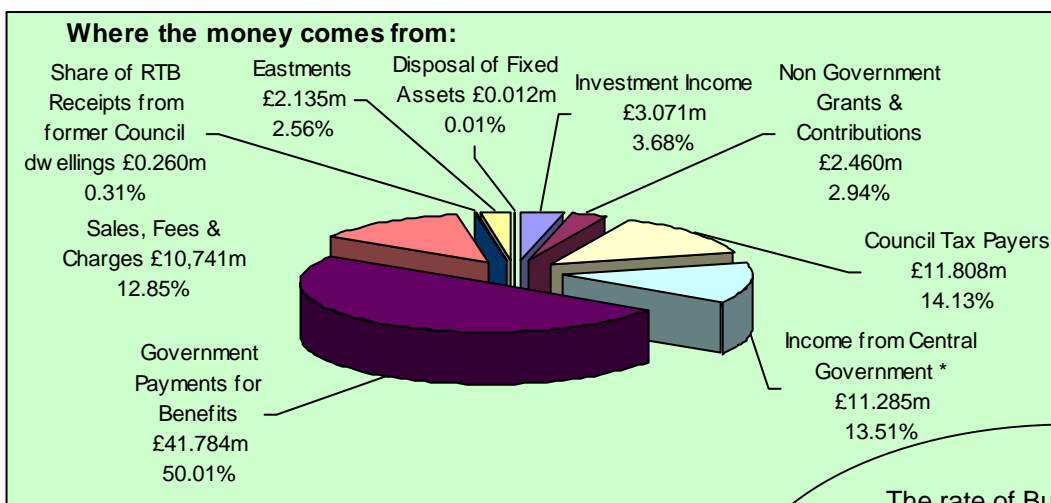


NOTES: *Corporate and Democratic Core includes the costs of the activities of Members in their democratic role and of providing the infrastructure to provide Council services.

* Other Costs includes the costs of pensions, interest payable and costs not directly associated to a particular service.

Where the money comes from:

The chart below shows where South Somerset District Council obtained its gross income of **£83.556 million** from during 2008/09.



* Income from Central Government comprises general grants paid by the Government to local authorities as a contribution towards the overall cost of running their services (including their share of the redistributed Business Rates).
RTB – Right to Buy

Deducting the income of £83.556 million from the expenditure of £88.924m leaves a net deficit of **£5.368 million**, of which £5.352 million relates to technical accounting entries such as pensions, where SSDC are required to make a charge against council tax based on pensions payable in the year, rather than when the benefits are earned by employees and as planned the remaining £0.016 million was financed from general fund balances.

The rate of Business Rates per property is set by Central Government. SSDC collect this from local businesses on the Government's behalf and pay it over to them. It is then redistributed by the Government across the country based on the adult population.

Day to day spending

Capital Expenditure:

Capital Expenditure is long term investments made by the Council on upgrading and improving assets such as buildings and purchasing vehicles. The following table outlines the capital expenditure incurred during 2008/09:

Type	Description	2008/09 Actual £'000
Health & Wellbeing	Affordable Housing	1,191
	Adaptations for disabled facilities	788
	Other housing grants and projects	689
	Leisure projects	1,133
	Village Hall projects	110
		3,911
Environment	Improvements to SSDC buildings, including disabled access	206
	Car Parks	46
	Streetscene Improvements	161
	Other environmental projects	308
		721
Economic Vitality	Business Innovation Centre, Yeovil	1,865
	Great Bow Yard, Langport	35
	Reckleford, Yeovil	101
	Other Economic Projects	26
	Market Towns Vision	67
	Economic Improvement Grants	63
		2,157
Safe, Sustainable & Cohesive Communities	E-government & other IT projects	130
	Birchfield Sewer Pollution Works	1
		131
Well Managed, Cost Effective Services	Information Technology Systems	219
	Area committee projects	300
	Burial	34
	Feasibility Fees	34
	Wincanton Community Projects	34
	Other Projects	470
		1,091
	Total Capital spend in 2008/09	8,011

Capital spending

What are we worth?

What the Council owns and is owed: (Items in brackets represent Council liabilities)

At the end of the year we draw up a balance sheet that shows how much SSDC's land and buildings are worth, what is owed to others, what others owe us and how much cash we have.

Net Assets	31 March 2009 £'000
Buildings, Land and Equipment owned by the Council	51,041
Stock	147
Cash in Bank and investments	40,782
Money owed to the Council	7,272
Money owed by the Council	(16,422)
Money owed by the Council relating to pension scheme	(36,343)
Total Assets less total Liabilities	46,477

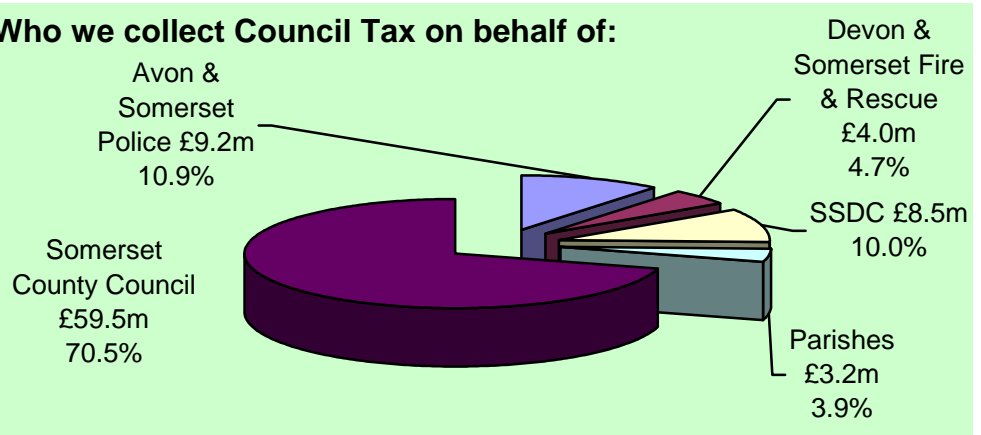
What SSDC is worth:	31 March 2009 £'000
General reserves	2,714
Earmarked reserves	4,574
Capital financing reserves	75,532
Pensions reserve	(36,343)
Total Reserves and Balances	46,477

Council Tax Facts and Figures:

Description	2007/08	2008/09
Population of SSDC	157,718	159,953
In year collection of Council Tax	98.10%	98.22%
Value of Direct Debits	£54.242 m	£57.579 m
% Collected by direct debit	73.00%	74.82%

As a precepting (billing) authority we have to collect Council Tax on behalf of Somerset County Council, Avon & Somerset Police, Devon & Somerset Fire & Rescue and the Parish Councils within our district. The most economical way of collecting this is by Direct Debit.

Who we collect Council Tax on behalf of:



Statement from Head of Finance

The Council's Statement of Accounts has been prepared in accordance with the Accounting Code of Practice and has received an unqualified opinion. The figures in this summary were compiled having regard to proper accounting practices.

SSDC's worth